


The Latin Mass Society's  
Walking Pilgrimage  
*from*  
Ely *to* Walsingham  
2024

INFORMATION FOR PILGRIMS:

What to expect,  
how to get there and back,  
& what you will need.



Latest version: 22 February  
2024

# CONTENTS

## Introduction

### 1. What is it like?

#### 1.1 Walking

#### 1.2 Pre-Pilgrimage from Cambridge to Ely

#### 1.3 Baggage

#### 1.4 Camping and sleeping indoors

#### 1.5 Food and special diets

#### 1.6 Liturgy, Confession, and Spirituality

#### 1.7 Singing and the *Vademecum Peregrini*

### 2. Dos and Don'ts

#### 2.1 Walking

#### 2.2 Praying

#### 2.3 A Note on Children

#### 2.4 Photography

### 3. Way of Participating in the Pilgrimage

#### 3.1 Volunteering

#### 3.2 Day Pilgrims

#### 3.3 Pilgrimage Benefactors

### 4. Practical questions

#### 4.1. Registration and late arrivals

#### 4.2 The conclusion of the Pilgrimage: Sunday afternoon

#### 4.3 Staying on Sunday night and Mass on Monday

#### 4.4 Transport options

#### 4.5 What you need for the Pilgrimage

#### 4.6 Places to stay

#### 4.7 Getting to the Catholic Shrine by car

#### 4.8 Feedback and Lost Property

#### 4.9 How to apply

### 5. The LMS and you: disclaimers

## Introduction

Walsingham was one of the great shrines of Medieval Christendom, fourth in importance after Jerusalem, Rome, and Santiago de Compostella. Of these, it was the only one dedicated to the Mother of God. Thousands of pilgrims, both rich and poor, travelled great distances to pray at a shrine modelled on the Holy House, built at the request of the Blessed Virgin Mary herself, by a Saxon noblewoman—perhaps King Harold Godwinson’s spouse, Edith the Fair—before the Norman Conquest.

These pilgrims frequently walked, not only out of necessity, but out of devotion, even taking off their shoes to walk the last stage barefoot: a practice adopted even by Kings.

The Shrine was despoiled and destroyed in 1538: a symbol of the avarice and sacrilegious vandalism of that era. The shrine image was burnt in London, unless, as has been suggested, it was saved and is the ‘Langham Madonna’ now in the Victoria and Albert Museum. The restoration of true devotion to Our Lady of Walsingham is a cause all English Catholics should hold dear. They can advance that cause by going in pilgrimage to the restored Catholic shrine, raised to the status of a minor Basilica by Pope Francis in 2015.

The Latin Mass Society has organised pilgrimages to Walsingham since its own earliest years. In 2010 we had our first walking pilgrimage from Ely, with a dozen pilgrims. Since then we have refined the organisation and grown to our present size: in 2024, we had over 200 pilgrims, including volunteers.

Our Pilgrimage was inspired by the walking pilgrimages to Walsingham of the Middle Ages, and of the Guild of Our Lady of Ransom in the more recent past. Similar pilgrimages have been restored by Catholics attached to the Church’s ancient liturgy in many countries, notably the great Chartres Pilgrimage in France, and the Christus Rex Pilgrimage in Australia, with others in Spain, the USA, and elsewhere.

The Walsingham Pilgrimage is physically demanding, but in equal measure, if undertaken in the proper spirit, it is rewarding. The seriousness of the walk—of about 56 miles, completed in two and a half days—expresses the seriousness of our devotion. If you feel called on to take part in the Pilgrimage, this booklet has been designed to give you the information you need in advance.

The date of the Pilgrimage each year is fixed by the UK August Bank Holiday, which falls on the last Monday of August. Our Pilgrimage takes place from Friday to Sunday leading up to that Monday, gathering on the Thursday evening. Some pilgrims walk from Cambridge to Ely on the Thursday, and there is an additional Mass on Monday morning in the Slipper Chapel in the Catholic Shrine for those who have stayed overnight in the area. On Sunday we are joined by other pilgrims, and the Society arranges a coach for the day trip from central London (see §3.2 below).

**Obligations on pilgrims are picked out in red.**

# Part 1. What is it like?

## 1.1 Walking

**We cannot accept walking pilgrims unless they realistically believe they can complete it on foot.** You will be need to confirm this as part of the booking process. While pilgrims may drop out for unforeseeable reasons, we do not have the resources to assist pilgrims who want to walk only sections of the route.

§§3.1,3.2, and 3.3 explain about alternative ways of taking part in the Pilgrimage without doing the walking.

The route is approximately 20 miles on Friday and Saturday, and 16 miles on Sunday. We average 3mph excluding breaks. We have breaks at 2hr, or shorter, intervals: morning break, for lunch, and an afternoon break.

It is shorter and flatter than of the Chartres Pilgrimage. The young and habitually active should not have a problem, but it can be a challenge for children, and for older or more sedentary pilgrims. For these, serious physical preparation for the Pilgrimage will pay dividends. Test yourself: can you walk 20 miles, with breaks, in a day?

For reasons of road safety we are obliged to keep the column of pilgrims, organised into a number of ‘chapters’, in a condensed form, without gaps forming within chapters or stragglers. Those falling behind or unable to walk further for any reason are picked up at pre-arranged points, after the column has moved on, as indicated by the Marshals, who will inform the support drivers. Pilgrims will be taken either to the lunch stop (in the morning) or the evening stop (in the afternoon).

We hope to provide portable lavatories at some of the scheduled stops.

## 1.2 Pre-Pilgrimage: Cambridge to Ely

Some pilgrims walk the 19 miles from Cambridge to Ely on the Thursday. We have Mass in the Cambridge Blackfriars (Buckingham Road, Cambridge CB3 0DD) at 8:15am, and we expect to arrive at the Rugby Club at about 6pm. Pilgrims can apply to join this on the online form, but numbers are capped because of the overgrown paths, lack of access to the road (and therefore the support vehicle), and faster pace. **Those who undertake the pre-pilgrimage do so at their own risk.**

## 1.3 Baggage

As well as a ‘day sac’ (small rucksack) with what is needed for the day’s walk, pilgrims have a larger bag with everything else, plus tent (if camping outside) and bedding. Before we set off each morning these latter items are loaded into our luggage van(s), which will take them to the evening stop. Pilgrims have no access to these bags during the day.

The luggage van can only take proper bags which are closed and secured; we cannot ferry plastic carrier bags and the like. Luggage must not contain bottled water, as the bottles will be crushed and leak. **You must label each item of baggage with your name, or it will not be loaded into the van.**

## 1.4 Camping and sleeping indoors

On Thursday, Friday, and Saturday evenings we have the use of grassy areas for pitching tents. We also have the use of some indoor accommodation for these nights: the floor of a hall. This can be used by female pilgrims, and the younger children of non-walking volunteers. They will need a sleeping bag and mat.

At our overnight stops there are *extremely limited* facilities to dry wet clothes. There are showers at the Rugby Club on Thursday evening, but not at the other overnight stops.

On the Thursday evening, in Ely, it is possible to book a B&B or hotel. We give some suggestions in §4.6 below.

**On Sunday evening pilgrims who wish to stay in the area must make their own arrangements.** See §4.6 for suggestions.

## 1.5 Food and special diets

Our volunteer cooks provide hot evening meals on Thursday, Friday, and Saturday, and breakfast (bread with butter and jam &c., cereal, porridge, and hard-boiled eggs) on Friday, Saturday, and Sunday. On Friday the evening meal is meat-free.

Bread rolls are provided at lunch time, and water is provided at the scheduled stops.

**Our cooks can provide pilgrims with vegetarian or a gluten-free evening meals, but only if they have indicated special needs on the booking form. Other dietary needs are the responsibility of individual pilgrims.**

**All pilgrims must bring supplementary food for lunch each day.** This should be bought in advance. *Please note that you will not have access to shops, refrigeration, cooking or washing-up facilities, or hot water, during the pilgrimage.*

**Other than at the invitation of the cooking team, pilgrims must not enter the kitchens.** They do appreciate offers to help with the washing up, and with the clearing away of tables and chairs, following meals.

## 1.6 Liturgy, Confession, and Spirituality

On Friday, Saturday, and Sunday, we have Sung, and normally High, Mass (with deacon and subdeacon). Low Masses are said for those volunteers unable to attend

the main Masses each day.

These Masses are in the *Vetus ordo*, that is, the Traditional Latin Mass. They are accompanied by a Gregorian Chant schola of walking pilgrims, and celebrated by our Chaplains. All the texts of the Masses are provided for pilgrims.

At the conclusion of the pilgrimage, on the Sunday, we have Mass in the Reconciliation Chapel at the Catholic Shrine in Walsingham; Mass is celebrated in the Slipper Chapel at the Catholic Shrine on Monday morning for those pilgrims who have stayed in the area overnight.

We usually have two or more priests on the pilgrimage with us, our Chaplains, and some seminarians and religious.

As well as celebrating Mass, our chaplains hear Confessions on the road, give spiritual conferences, lead the pilgrims in prayers, and are available to talk to pilgrims informally.

Each day we sing or say the Rosary, the Angelus, and a Litany, as well as many other chants and hymns. There are also periods of quiet reflection, and opportunities to talk to one's fellow pilgrims.

### 1.7 Singing and the *Vademecum Peregrini: A Pilgrim's Handbook*

As just noted, pilgrims sing many prayers on the pilgrimage; these are included in our comprehensive, 150 page, pocket-sized *Vademecum Peregrini: A Pilgrim's Handbook*. This also contains the Ordinary of the Mass in Latin and English, commonly used Mass Propers, numerous prayers, information about Walsingham and other pilgrimages, and a large collection of chants, hymns, and songs, many with musical notation, in Latin, English, and—as a homage to the traditions of the Chartres Pilgrimage—in French. It is a small monument to the spiritual and cultural traditions of which we are the inheritors.

**Pilgrims must have a copy of the *Vademecum*.** It can be collected at the start of the Pilgrimage, purchased in advance (from the LMS bookshop); pilgrims retaining a copy from a previous pilgrimage from 2017 or a later year can re-use that.

One option is the 'de luxe' laminated version with a reading ribbon. This makes the book more durable, especially in wet weather. Volunteers prepare these by hand in advance of the pilgrimage, and their higher price is a way of contributing to the pilgrimage's costs.

You will be asked to specify your preferred *Vademecum* option on the on-line booking form.

Any typographical (or other) errors spotted should be reported to [info@lms.org.uk](mailto:info@lms.org.uk)

## 2. Dos and Don'ts

**Pilgrims must obey the reasonable instructions of Chapter leaders and other volunteers for the sake of road safety, child protection, the ability of volunteers to perform their duties, and for the comfort and participation of other pilgrims.**

### 2.1 Walking

As noted above (1), **we can only accept as walking pilgrims those who realistically believe they can complete it on foot.**

**Walking poles are forbidden, as these are a hazard to those walking behind.**

**Pilgrims must accept their assignation to a particular chapter when the column sets off, and remain in that chapter (or return to it if unavoidably detained) until the next scheduled break.** This is for the sake of road safety and to minimise disruption to others' walking.

### 2.2 Praying

We are happy to accept as pilgrims people of all faiths and none. **We ask that you respect the spiritual ethos of the pilgrimage, and not impede other pilgrims' spiritual participation.**

There are many opportunities for conversations on the pilgrimage, but **pilgrims must not engage in private conversations or singing while the chapter is singing, praying together, or hearing a talk.** Pilgrims are strongly encouraged to take part in praying (e.g. the rosary) and singing, in part to make it more audible all the way down the chapter.

These two aspects, the physical and the spiritual, make the Pilgrimage what it is. It has proved itself over the years to be an opportunity for prayer and penance, an occasion of many graces, and also very enjoyable at a social level, as the common purpose and experience of the Pilgrimage unites a group made up of all ages and all kinds of backgrounds.

### 2.3 A Note on Children

**From 2024 walking pilgrims must be 12** at the time of the start of the pilgrimage. Among the reasons for this is that it is impossible to provide the legally required booster seats for them in the support vehicles, when they need to be picked up.

For reasons of compliance with our Safeguarding policy, **anyone under the age of 18 must be accompanied by a responsible adult on the pilgrimage. Those under**

**16 must be accompanied by a responsible adult *at all times*.** This means that they must be in the same ‘chapter’, and if a child drops out of the walk during the day, a responsible adult must drop out also. **This ‘responsible adult’ must be a parent, guardian, or a person arranged in advance with the parent or guardian, known to the child. The name of the responsible adult must be specified when booking, with the knowledge and consent of the person so named.**

Since parents or guardians are present on the Pilgrimage, children remain their responsibility, not the Latin Mass Society’s, and for the purposes of the Pilgrimage we do not ask our volunteers to undergo DBS (Criminal Records) checks, as we would for an event involving the supervision of children. Accordingly, **the decision by a parent or guardian any point in the pilgrimage to not comply with the above requirements will be interpreted by the LMS as a decision by the parent or guardian to cease participation in the pilgrimage.** The LMS will not and cannot hold responsibility for any child: they remain the sole responsibility of the named parent or guardian.

## 2.3 Social Media, photography and video

The pilgrimage has a WhatsApp group ‘LMS Walsingham Pilgrims’ Chat’, which can be joined through this link:

<https://chat.whatsapp.com/IP47bHjUMGelzi7JGw7gou>

This can be useful before, during, and after the pilgrimage; it can also be used to submit photos and videos which the LMS can use in publicising the event. We also have official photographers.

In taking photos and videos, please respect the privacy of your subjects and avoid making minors your focus without first seeking permission.

# 3. Ways of Participation in the Pilgrimage

## 3.1 Volunteering

The Latin Mass Society’s Walking Pilgrimage relies entirely on volunteers to make it possible, some of them walking, and some of them in other roles. They all make the Pilgrimage, even if they do not walk it, and share in its graces.

The Pilgrimage includes Chaplains; we also welcome seminarians and religious on the pilgrimage. Clergy, seminarians, and religious, are not charged a fee.

There is a cooking team to prepare the evening meals and breakfast each day; there are drivers of support vehicles which transport baggage, deliver water when necessary, and collect pilgrims who have to drop out; these also clean the venues we use. An Administrator provides a point of contact for pilgrims needing help.



Each Chapter of the walking pilgrims has a ‘Chef de Chapitre’, and a Cantor to lead the singing. Marshals accompany the column, who help deal with traffic and pilgrims who need to drop out. We also have First Aiders on the Pilgrimage.

There is an all-male schola, led by the chapter Cantors, composed of experienced singers, who sing at Mass. They are joined by some ladies to sing polyphony on the Sunday. There is a team of servers, led by an experienced Master of Ceremonies and assisted by a Sacristan.

All of these roles are filled by volunteers, and fresh volunteers for any of them are welcomed each year. For marshals and Chefs de Chapitre, we prefer those who have done the pilgrimage before at least once.

**If you would like to volunteer, please email the LMS Office before booking, and as early as possible: preferably, by the end of June,** so the volunteer organising the relevant aspect of the pilgrimage can discuss it with you. Many of the roles bring with them a reduction in the fee. Nevertheless, experienced singers and servers can also indicate their willingness to help on the on-line application form.

### 3.2 Day Pilgrims

One way of participating in the Pilgrimage, without walking the full distance, is to come for the day on Sunday: to attend High Mass, walk the Holy Mile, and take part in the concluding devotions on the site of the Holy House.

Pilgrims can make their own way to Walsingham to join the Pilgrimage there; High Mass is at 2pm in the Reconciliation Chapel of the Catholic Shrine. (See §4.7 on driving to the Shrine.)

The Latin Mass Society organises a coach from London, which leaves Ambrosden Avenue, next to Westminster Cathedral, at 9:15am, and takes pilgrims to the Catholic Shrine. For the return trip it leaves from the Coach Park (follow signs to the Orthodox church, up Station Road), not far from the Priory grounds where the Holy Mile concludes, at 5:30pm. It arrives back in Ambrosden Avenue at about 8:30pm.

**Pilgrims must book the coach in advance, through the LMS website.**

### 3.3 Pilgrimage Benefactors

Another way of participating in the Pilgrimage without necessarily walking it, is to sponsor the pilgrims.

In the Middle Ages those who could not go on pilgrimage in person would often give money to poor pilgrims to enable them to travel, and in this way share in the graces received, asking the pilgrims to pray for their intentions at the shrine. Similarly, the Guild of Our Lady of Ransom used to carry a satchel of written petitions, from sup-

porters, to Walsingham.

In the same spirit, the Latin Mass Society seeks sponsors for our pilgrims. In return we will:

- Pray during the Pilgrimage for named or anonymous benefactors
- Offer one of the Pilgrimage Masses for our benefactors
- Carry to Walsingham, and deliver to the shrine, written petitions.

To take part in this way, see the LMS website.

## 4. Practical questions

### 4.1 Registration and late arrivals

Registration is in Ely on Thursday evening, at the Ely Tigers Rugby Club, Downham Road, Ely CB6 2SH (near the Ely Leisure Village) between 4 and 7pm. A cooked meal will be served around 7pm.

If you have to arrive later please let us know in advance, in the space provided on the on-line booking form. If we are expecting you and you are delayed, please ring one of the contact numbers we will provide in the confirmation email.

Late arrivals should note that the ‘under cover’ accommodation option for the ladies and young children is the hall of the Rugby Club on the upper floor; the open-air campsite is through a gate to the right of the club house, next to the playing fields. The luggage van(s) will be available at the Rugby Club on Friday morning to receive your bags.

### 4.2 The conclusion of the Pilgrimage: Sunday afternoon

The final stages of the Pilgrimage are as follows. After an early lunch, we arrive in the Catholic Shrine at about 1:15pm. This is in Houghton St Giles, a mile and a half from the site of the Medieval Priory and Holy House in Little Walsingham. We have High Mass at 2pm in the Reconciliation Chapel in the Catholic Shrine complex in Houghton St Giles. (The congregation is not under cover.)

A luggage van will take pilgrims’ bags from the campsite to the Shrine car park for those with cars there. **These bags must be transferred into cars before Mass at 2pm.** Another van will take all the other bags to the coach park in Little Walsingham (see below).

At the conclusion of Mass, at about 3:30pm, the pilgrims form a procession which walks the Holy Mile, the last leg of the Medieval Pilgrimage route, to the site of the Priory and Holy House. Here there are prayers, devotions, and a final blessing. We are asked to be out of the Priory Grounds by 5:15pm.

Pilgrims will find the rest of the baggage in the Coach Park, where the coaches to London and Ely will also be waiting. (On transport options, see below.)

### 4.3 Staying on Sunday night and Mass on Monday

Those wishing to stay in Walsingham on Sunday night must make their own accommodation arrangements. See §4.6 below for suggestions.

At 10:30am on Monday morning, one of the Chaplains celebrates a Sung Mass in the tiny Slipper Chapel in the Catholic Shrine complex. This is a Medieval chapel, originally dedicated to St Catherine, marking the start of the Holy Mile, which was restored to Catholic worship in 1934, and now houses the Shrine image.

### 4.4 Transport options

**To get to Ely for the start of the Pilgrimage**, pilgrims have five options.

**i. Get to Ely by train.** The station is the other side of Ely from the Rugby Club, a 35 minute walk. There are taxis at the station; buses go from nearby to the centre of town, where you would need to change to complete the journey. A coach will pick up pilgrims from the station at 5:40pm.

**ii. Get to Ely by coach from London.** A coach will depart from Ambrosden Avenue next to Westminster Cathedral (SW1P 1QH) at 12noon.

**iii. Drive to Ely** and park there. There is ample parking at the Rugby Club and the nearby Leisure Village, and you can leave your car there for the duration of the pilgrimage.

**iv. Drive to Walsingham**, park in the car park at the Catholic Shrine. (On getting to the Shrine, see §4.7.) Ideally, drop off baggage and passengers in Ely on your way. A coach will take passenger back from the Catholic Shrine Car Park to the Ely Rugby Club, departing at 4:30pm.

**v. Walk from Cambridge** with the pre-pilgrimage, starting at the Cambridge Blackfriars: see §1.2. There is a support driver with these pilgrims who can take your luggage.

**Getting back from Walsingham**, you can travel on Sunday or, if you stay the night, on Monday.

**Sunday:** following the final blessing of pilgrims in the Priory grounds, two coaches will depart from the Coach Park in Little Walsingham at 5:30pm, one to Ely (arriving before 7pm); the other to London, arriving at Ambrosden Avenue, next to Westminster Cathedral, at about 8:30pm. (The latter is also used by day pilgrims from London.) The coach to Ely goes to the railway station and on to the Rugby Club.

**Monday:** following Mass in the Slipper Chapel, at about noon, departing from the Catholic Shrine Car Park at Houghton St Giles, a coach takes people back to Ely railway station and on to the Rugby Club.

**Please note: all coach options must be confirmed with your online booking.** Options can be adjusted by contacting the Office or (after the start of the Pilgrimage) the Pilgrimage Administrator. Please do not try to use a coach, or fail to turn up for one you have booked, without letting us know.

The St Bede's minibus takes some pilgrims from St Bede's Clapham Park to Ely on Thursday, and then from the Catholic Shrine back to St Bede's on Monday. Please email the office to be put in touch with the organisers, though note that capacity is very limited.

#### 4.5 What you need for the Pilgrimage

##### i. Bags/ rucksacks

All pilgrims need a large bag for things you are not taking with you during the walk, and a comfortable 'day sac' for carrying what you need on the day. The larger bag must be able to close properly. Tents, bedding &c. may be separate, though the fewer separate items needing to be loaded and unloaded into the luggage van(s), the better.

ii. A copy of the *Vademecum Peregrini: A Pilgrim's Handbook*; see §1.7 above.

##### iii. Food and water

As noted in §1.5 above, you will need to bring your own supplies to supplement lunch and for eating on the road. There are supermarkets in Ely, but thereafter access to shops is very limited, so please plan for the whole pilgrimage.

You will need things which are easy to eat without preparation and which will keep without refrigeration until consumed. Many pilgrims take cheeses (in sealed packets), salami-type sausage, and food in small jars or tins, which can be eaten with the bread provided at lunch time. Salted snacks (peanuts, crisps) will also help to maintain your salt levels in hot weather.

Water for pilgrims is available at the overnight stops and at rest stops from jerry-cans. **It is essential for pilgrims to have a large bottle or water-carrying bag which fits into a day sac, of at least a litre in capacity.**

##### iv. Camping items

Those sleeping indoors will need to bring a sleeping mat and sleeping bag; those outdoors will need these, plus a tent. A 'pop-up' or 'festival' type tent, which are very cheap, is perfectly adequate. **You must label your bags**, tents etc. with your name, or they will not be loaded into the luggage van.

##### *Summary camping checklist:*

- big bag for putting smaller items into for transport in the luggage van
- day sac
- a tent (for those camping outdoors)
- a torch (ideally)
- sleeping bag

- sleeping mat/inflatable mattress
- towel
- toiletries
- good shoes/ boots for walking
- sun hat
- sun screen
- food for lunch and eating on the road (and knife etc. for lunch)
- water bottle or bag of **at least 1 litre** capacity
- waterproof coat/ poncho

v. The two things which most effect walking pilgrims, apart from simple tiredness, are *sun stroke*, in hot weather, and *blisters* on feet.

Against **sun stroke**, ensure you have a **hat with a brim**, sun screen, and enough water for two hours' walking: for most people, about a litre, or more in hot weather. Electrolyte tablets to add to your water, in very hot weather, can make an enormous difference, and are highly recommended. They are available from camping / hiking shops and websites and elsewhere.

Against **blisters**, you must have worn-in shoes or boots, designed for walking long distances, much of it on metalled roads, with appropriate socks. You may need to experiment with what works best for you. Some people find surgical tape, available from chemists, helpful.

At some points paths are overgrown with briars, coarse grasses, and stinging nettles.

Rosaries and mantillas are available to borrow. The *Vademecum Peregrini* contains all the liturgical texts, devotions and so on you need. All the music needed by singers will be provided.

#### 4.6 Places to stay

These are not recommendations and pilgrims must take responsibility for checking out the quality, prices, availability etc..

##### Ely:

- Ely Guest House**, 6-8 St Mary's Street, Ely CB7 4ES. Tel: 01353-665011
- The Castle Hotel**, 50 New Barns Road, Ely CB7 4PW. Tel: 01353-662276
- The Lamb Hotel**, 2 Lynn Road, Ely CB7 4EJ. Tel: 01353-663574
- Poet's House**, St Mary's Lodge, St Mary's Street, Ely CB7 4EY. Tel: 01353-887777

##### Walsingham:

- Elmham House** (the pilgrims' hostel, belonging to the Catholic Shrine):  
Pilgrim Bureau, Friday Market Place, Walsingham, Norfolk, NR22 6EG.  
Tel: 01328 820217. Email: elmhamhouse@walsingham.org.uk
- The Bull Inn**, 8 Common Place, Walsingham, NR22 6BP. Tel: 01328 820333.  
Email: info@walsinghambull.co.uk
- The Black Lion Hotel**, Friday Market, NR22 6DB. Tel: 01328 820235.

Email: [info@blacklionhotelnorfolk.co.uk](mailto:info@blacklionhotelnorfolk.co.uk)

#### 4.7 Getting to the Catholic Shrine by car

i. The Shrine's postcode is NR22 6AL. From the South Google Maps directs you to take a dog-leg instead of turning left down Grays Lane, which crosses a deep ford.

The Shrine itself recommends using the postcode NR22 6AS for Sat Nav, which, when approaching from the South, takes you on a different route: the B1105, going through West Barsham, and then turning right onto Green Way. This postcode takes you to the middle of this lane, but keep going, and turn left at the junction, following the sign to the Shrine.

ii. Youth 2000 no longer meets in Walsingham, but nevertheless, for long-term parking at the Catholic Shrine please follow the signs or the direction of the stewards as appropriate.

#### 4.8 Feedback and Lost Property

All participants are emailed after the pilgrimage requesting feedback and with details of items lost and found. Unclaimed property collected by the Society is disposed of in the New Year.

#### 4.9 How to apply

**Applications must be made through the LMS website.** We will endeavour to answer questions by email or phone. See the back of this booklet for contact details.

**The deadline for applications is about 10 days before the pilgrimage.**

### 5. The LMS and you: disclaimers

Participants in the LMS Walking Pilgrimage from Ely to Walsingham are expected to be responsible adults, or, if minors, to be accompanied by a responsible adult. Ultimately, decisions about what you can and cannot do in the way of walking, whether you are drinking enough water, etc. are yours to take at your own risk.

The Society has responsibility for the conduct of the pilgrimage as a whole, and its effect on other road users, those providing us with overnight shelter, the custodians of the churches and chapels we use, and so on. **We therefore expect that pilgrims behave in a reasonable way, and comply with the requests of Chiefs de Chapitre, Marshals, and other organisers.**

In particular, we expect pilgrims not to endanger themselves or others on the road; to behave in an appropriate way in all places of worship; to respect private property

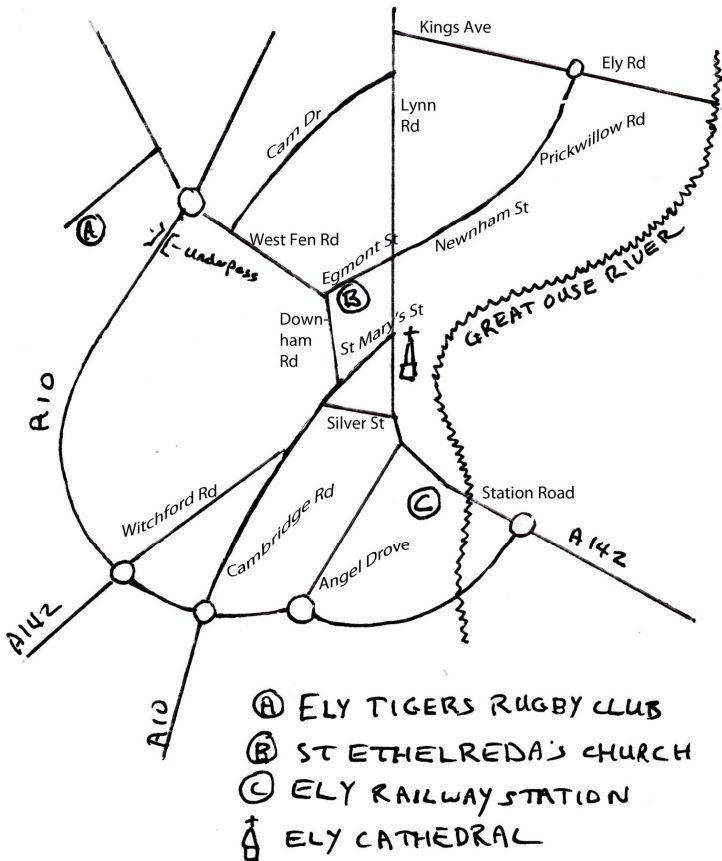
along the route; to leave every stop litter-free; and not to bring the Pilgrimage into disrepute in any interactions with those living or working in the places we visit.

We reserve the right, for any or no reason, to refuse or cancel a booking, or to exclude anyone from the Pilgrimage, without appeal or refund, at any point.

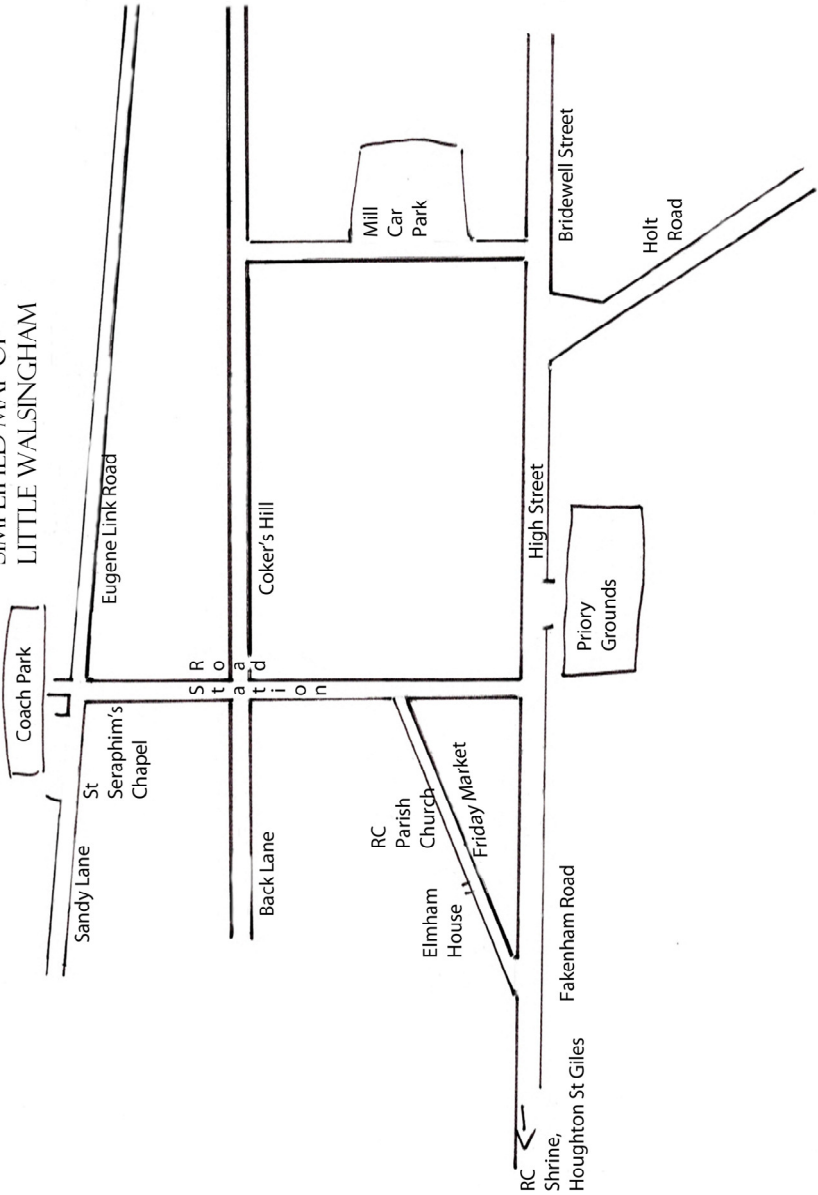
As noted in 2.3 above, minors remain the responsibility of the adult who is deputed to accompany the child on the Pilgrimage. Children under 16 must be accompanied by such an adult *at all times*, for example if he or she drops out of the walk.

For our part, we do our best to look after pilgrims in difficulties. We will pick up stragglers; we are accompanied by qualified First Aiders; and the Society is covered by Public Liability insurance.

### SIMPLIFIED MAP OF ELY



SIMPLIFIED MAP OF  
LITTLE WALSINGHAM



The Latin Mass Society, 9 Mallow Street LONDON EC1Y 8RQ

www.lms.org.uk info@lms.org.uk Tel (+44) (0)20 7404 7284

Registered Charity Number: 248388